

Turkeys Are Terrific!

The Life and Lore of
Turkeys



Let's talk turkey!

- Hens= mommies



- Toms*= daddies


*or Gobblers



- Poults=babies



- Jenny=little girl



- Jake=little boy



- Rafter=flock



Hen and Gobbler— same and different

Hens, gobblers and poult all strut.

Gobblers display.

Gobblers have spurs and beards.

Most of the year, hens hang out in hen flocks and toms hang out in tom flocks.

Only females stay with the eggs. Turkeys lay 1 egg a day over several days, but the eggs all hatch at one time.

Unlike tree nesting birds, poult are born softly feathered and ready to run.

Hen poop is spiral; Tom poop is j-shaped.

Only Toms gobble; hens purr and click.

You can act like a turkey!

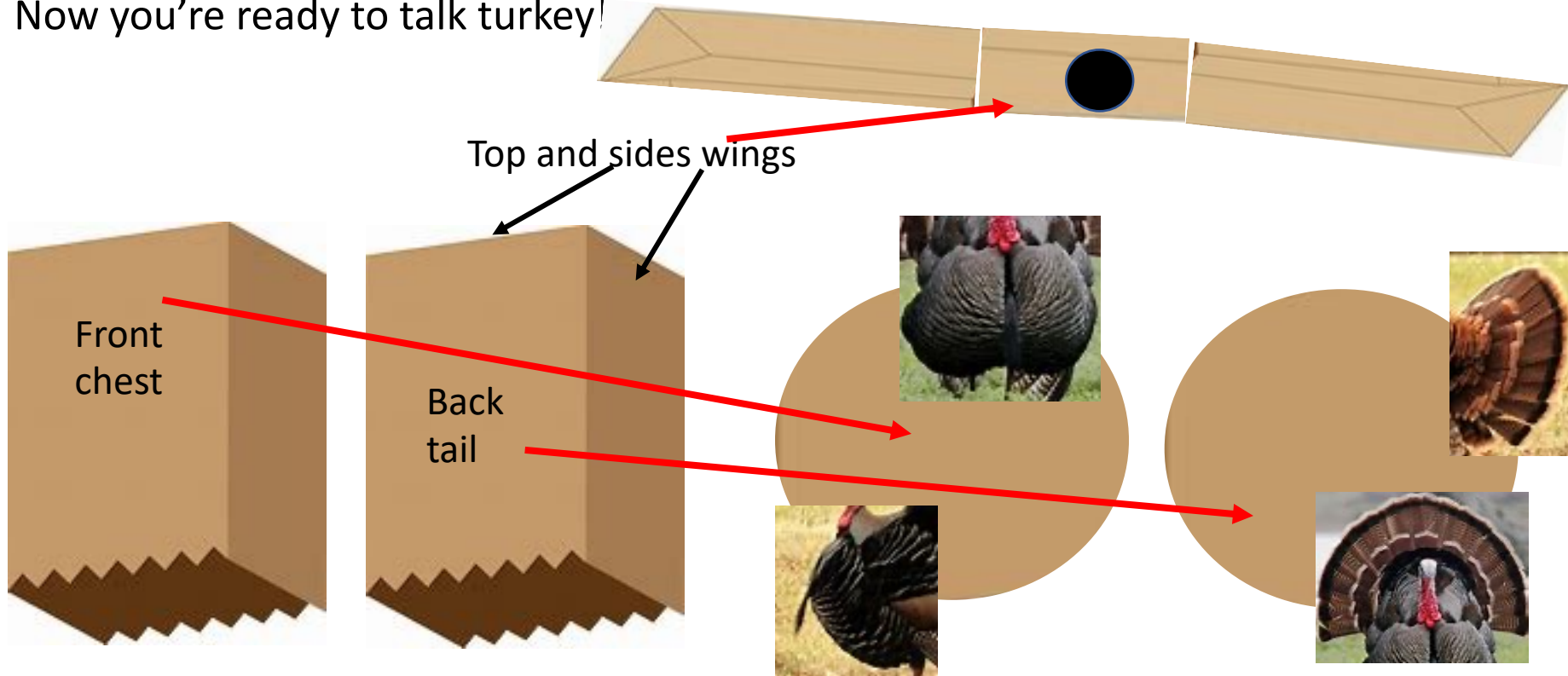
- First make your nest and turkey costume.



- You can strut (puffy chest forward and hands in back forming tails).
- You can roost (sit on=squat)
- You can gobble.
- You can be a turkey hen and sit on a homemade nest (crushed brown paper bags).

You can make a turkey costume from paper bags!

- Take a paper grocery bag and cut the back off.
- Now cut it into a circle and draw or paint feathers on it to be a tail.
- Cut the sides and top off and cut them into wings, making a neck opening in the top. Now decorate the wings with feathers.
- Use the front piece to be the chest, cutting it into a circle and decorating with feathers.
- Now you're ready to talk turkey!





- Turkeys have feathers.
- They eat seeds. They live in forests.
- Toms are colorful so they are handsome.
- Hens' dull feathers blend in, so they are hidden in the brush.



- Turkeys have beards. These are ropes of feathers, mainly on toms.
- Turkeys have wattles--droopy flesh hanging from the neck, snoods that look like elephant trunks hanging over the beak, and bumpy caruncles on the head.
- Turkeys have spurs on their feet. The sharp spurs are used are used for fighting.
- Turkeys have 6000 feathers. They have 18 tail feathers, and 10 primary feathers and 18 secondary feathers on each wing. Feathers are used to keep the turkey warm and dry, display.



- snood
- caruncles
- wattles
- beard

spurs



Wattles/dewlaps, snood, beard and caruncles

The droopy parts around the neck are wattles or dewlaps; they help regulate heat. The bumps on the head are caruncles, and the long piece hanging over the beak is the snood. These are used to attract hens and communicate feelings.

The beard is a rope of feathers, mainly on toms. Hens like toms with long beards. The toms puff up the wattles to look handsome.



Turkey feathers, stomachs, spurs, sounds and colors

Turkeys have 5,000-6,000 feathers. The wings have 10 stiff primary feathers for power, and 18 secondary feathers for lift, and the tail has 18 quill feathers. Contour feathers give the turkey its shape with down on the ends to provide warmth. Feathers have a stiff rachis down the middle and small barbed feathers (barb) attached with barbules which hook together.




Turkey heads can turn red, white or blue to communicate. Turkeys gobble. Turkeys have a chemical stomach and a gizzard grinding stomach. Toms have spurs for fighting and protection.





- Turkeys make nests at the bottom of trees.
- Turkeys can run 10-12 miles an hour and fly 50 miles an hour for short distances.
- Turkeys are omnivores eating seeds, leaves, berries, insects, worms and other small prey.




You can be fingerturkeys!

- *The turkey is a funny bird (hands make big belly)*
- *Its head goes wobble, wobble (side to side)*
- *And the only thing that it can say (up and down)*
- *Is gobble, gobble, gobble! (front and back)*



You can do the *Turkey Pokey* to the tune of *Hokey Pokey*!

- *You put your right wing (arm) in.
You pull your left wing out.
You put your drumstick (leg) in,
And you shake it all about.
You do the turkey pokey
And you turn yourself around.
That's what it's all about.*
- *You put your stuffing (tummy) in.
You pull your wattle (head) out.
You put your tail feathers (bottom)
in,
And you shake it all about.
You do the turkey pokey
And you turn yourself around.
That's what it's all about!*



Based on:

<http://littlegiraffes.com/teaching-ideas/370/thanksgiving-turkeys-songs-and-poems/>



Talkin' Turkey

You can read a turkey story!

A daddy turkey is called a Tom
The Hen is what we call the mom.



The girl is a Jenny the boy a Jake
The baby Poult from eggs will break.



The caruncles are bumps on the head,
head,
Which can change from blue to red.



The droopy part is called the snood,
And berries, seed and grass its food.



Be a turkey scout!

Your parents can hide plastic eggs outside around the house for you to find. Then make a nest out of a box, place the eggs inside and roost!

Take a walk around your house to find good places for:

- roosting,
- feeding,
- and hiding.



You can roost like a turkey!

Make a nest box!



Place the eggs and roost!







You can make a turkey nest in a bowl with dry grass or shreaddings.

Edible turkey yummys!

Eat like a turkey!

Make your own trail mix of dried cranberries and other fruit, nuts, seeds,-- turkey foods!



Make a turkey tail!

You can make a yummy turkey adding nuts and seeds and dried fruit to turkey's tail.





Can you think of other ways to make a turkey? How about carrot body and head, pretzel tail, feet and snood? You could even add pretzel wings!



Be creative! How can you make a turkey?

Be a turkey imagineer! What kind of turkey art can you do?

Do feather painting.

Make a model magic, stick and grass nest in a bowl.

Tear up some colored paper to decorate your turkey with a paper feather collage.



You can create a turkey!

And add feathers or paper feathers!




<https://www.yohutube.com/watch?v=oT-zKkQ38UQ>

Turkey wore his red feather,
red feather, red feather,

Turkey wore his red feather
all day long.


(repeat with yellow, orange,
brown, green)






Feathers for your turkey and the song

create a turkey!
feathers or paper feathers!





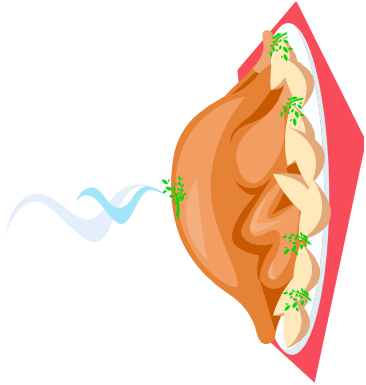

create a turkey!
paper feathers or paper feathers!



You can make a mini-book!

- Fold the paper in half
- Then in half again.






A turkey counting and rhyming book and a turkey rescue. These are fiction.


10 Fat Turkeys

<https://www.youtube.com/watch?v=8DZHxQM1h9o>



The Amazing Turkey Rescue

<https://www.youtube.com/watch?v=Ovo3pMHJvL4>



This is a
nonfiction
book
about
turkeys.

<https://www.youtube.com/watch?v=R6YHcz142Ms>

