



How's the Weather?

Weather and energy



Weather changes.

Rain comes from clouds.


We feel the winds.

Sometimes we see lightning and hear thunder in storms.

The sun makes us hot.

We can act out being a storm!

We are the winds—blow.



We are the gentle rain—lightly tap fingers.



Now we are the thunder—clap loudly.

And the lightning—open and close hands.



Now the heavy rain—stamp feet.

Light rain—tap.

Wind—blow—quiet.....



Water from the ground goes up to make clouds—evaporation and condensation. Water in clouds comes down as rain—precipitation.



hutterstock · 162965750

You can sing the song to the tune of *She'll Be Coming Round The Mountain*.

Water travels in a cycle, yes indeed. (using finger to draw a big circle)

Water travels in a cycle, yes indeed. (repeating action)

Up as evaporation, (moving hands up into the sky)

Forming clouds as condensation, (making a cloud with your arms over your head)

Coming down as precipitation, yes indeed! (mimicking rain fall with your fingers)






Rain and sun makes a rainbow. Each drop of water acts like a prism breaking the light into the colors of the spectrum.


When it gets cold, we can get snow and ice.

Sometimes when the air is cold, we get sleet, freezing rain , and hail—they feel like hard balls.




After a rain, the sun comes out and sometimes we see a rainbow!






Sometimes when light passes through something made of glass, or holding water, we can see a rainbow inside.





A rainbow is made by full light passing through a material that bends the different wavelengths of the light and breaks the light into the colors of the spectrum.








The longest light waves look red, then orange, yellow, green, blue, indigo and the shortest, violet.





How can you act out these weather features?






What kinds of weather features do you see in these pictures?



You can make finger weather!



Spring is for rain (hands go up then down)

And summer's for sun (point up to the sky)

And fall is for wind (blow),

Winter snowflakes are fun. (wrap arms around)

We wear different clothes in different seasons.

You can dress up in weather clothes--raincoats, boots, umbrellas, sun hat, sunglasses, swim cap, mittens, scarf, or hat.




And then you can sort clothes into hot, rainy and cold baskets.






Weather clothes for sorting







Or sort spring things into an upside-down umbrella, summer things into a sand bucket, fall things into a wheelbarrow, and winter things into a knit cap.

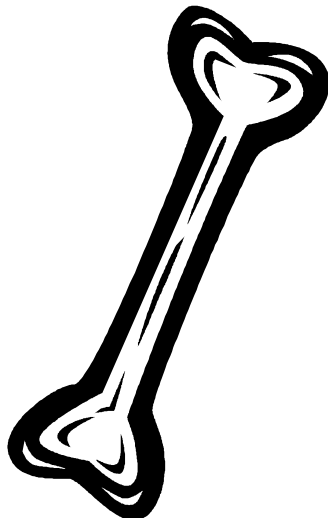




We make energy from weather.




We use wind—
for energy, flying kites, telling direction, filling sails



Light, heat, helping plants grow, making strong bones, telling time, day and night

We use sun
for--



We use rain
and water for--

Energy, helping grow plants,
keeping soil healthy, giving
animals things to drink,
bathing, washing dishes and
clothes, recreation and play,
aesthetics and beauty

You can sing the song to *Jingle Bells*

Shining sun, (fingers forming circle)

Shining sun,

Shining all around. (moving sun hand all around)

Are you seeing shadows (flapping hand)


All upon the ground? (pointing down)

Falling rain, (fingers from high to low)

Falling rain,

Falling from on high. (rain fingers high)

Are you seeing rainbows way up in the sky? (rainbow arms)



You can sing the song to *Frere Jacques*.

How's the weather? (looking puzzled, hands out)

How's the weather?

Can you see? (pointing to eyes)

Can you hear? (pointing to ears)

Is it windy? (blowing)

Is it sunny? (pointing to sky)

Or rainy there? (rain fingers)

Or rainy there?






How's the Weather?

Four seasons!



Spring is for rain.

And summer's for sun.



And fall is for wind.



Winter snowflakes are fun.





I'm a
Little
Rainbow
You can sing the
song to *I'm a
Little Teapot*

I'm a little rainbow glowing bright



Hanging in the sky daylight.



When rays pass through droplets then
I glow,



The sun will come, the rain will go.



You can be a weather watcher!




Observe weather, notice the difference in sunny and shady places, and fly kites and record your observations with pictures.












Weather Watcher Journal

Days	Monday	Tuesday	Wednesday	Thursday	Friday	Saturday	Sunday
Week1							
Week2							
Week3							
Week4							

Pictures to copy, cut, and paste in your journal




Weather Watcher Journal

Days	Monday	Tuesday	Wednesday	Thursday	Friday	Saturday	Sunday
Week1							
Week2							
Week3							
Week4							

You can be a cloud artist!

Make a cloud and sky poster and let the children stamp fingerprint raindrops coming down. Glue cotton balls on blue paper to make a cloud collage, or paint with a cotton ball cloud .



Water collage



Cotton ball
cloud
painting






More weather fun!

You can be weather chefs!


Sunny and warm

Add pretzel or candy corn rays to a cheese, marmalade, or peanut butter covered cracker sun, with candy corn, pretzel, or butterscotch chip rays!



Rainy and wet

You can make marshmallow clouds and jellybean or pumpkin seed raindrops with pretzel lightning.



And more edible weather imagination! You can use blue frosting to make the sky....



...large and small marshmallows and coconut flakes to make....

...cumulus, stratus and cirrus clouds and...

....sunflower seeds, mini chips, white chocolate chips and rock candy for...

...sleet, hail, snow and ice!





What could you use to make a rainbow snack?

M&Ms, Skittles, jellybeans, Gummi bears, Froot Loops?





More edible weather!



Weather books

Weather relates weather to clothing, activities and seasons.

The North Wind and the Sun is a fable about what strength really means.

